

303 INDUSTRIAL DRIVE, LLC

*303 Industrial Drive
Grand Island, New York 14072*

November 3, 2015

**Mary Cooke, Supervisor
Town of Grand Island
2255 Baseline Road
Grand Island, New York 14072**

**RE: Acquisition of 303 Industrial Drive, Grand Island, New York
For All-Terrain Vehicle Assembly**

Dear Supervisor Cooke:

We just acquired title to the former Sihi Pumps facility at 303 Industrial Drive, Grand Island, New York, where a company headquartered in England, through its U.S. affiliate, will commence the assembly of all-terrain vehicles for sale in the United States.

During our due diligence period, we had the opportunity to meet with Bill Shaw, Code Enforcement Officer of the Town of Grand Island, and John C. Whitney, P.E., Town Engineer for the Town of Grand Island, along with members of their staffs, in order to review zoning and permitted uses of the property.

Mr. Shaw, Mr. Whitney and their staffs were extra-ordinarily helpful in providing us with guidance on the permitted uses of the property and were key in our decision to acquire this property on Grand Island.

I know that it is often the case that members of the Town Board hear complaints about Town employees, but rarely does the Board hear when Town employees go above and beyond, as these gentlemen and their staffs did in this matter.

We look forward to doing business in the Town of Grand Island and continuing our relationships with your outstanding Town employees.

Very truly yours,


303 INDUSTRIAL DRIVE, LLC

By 
Galen Reich
Authorized Representative


GR/sr

Cc: Mr. Bill Shaw, Code Enforcement Officer
Mr. John C. Whitney, P.E., Town Engineer


ACCESSORIES




ROLL BAR
Black pipe 1-5/8" O.D., protects four people. Includes seat belts for four. (MAX IV)
Also available in black-\$60 extra. (MAX II)




WINDSHIELD
Aluminum frame, safety glass. Folds down. (MAX II)



CONVERTIBLE TOP
Includes rear and side curtains. Available green or camouflage. Requires Roll Bar and Windshield. (MAX II)




ROLL CAGE
Black pipe 1-5/8" O.D., protects four people. Includes seat belts for four. (MAX IV)



WINDSHIELD
Aluminum frame, safety glass. Does not fold down. Easy to remove. (MAX IV)




CONVERTIBLE TOP
With rear and side curtains. Available green or camouflage. Requires Roll Cage and Windshield. (MAX IV)



ROLL CAGE
Black pipe 1-5/8" O.D., protects two people in Buffalo truck. Includes seat belts for 2.




CARGO CARRIER
Increase hauling capacity for Max IV. Heavy-duty 3/4" steel tube frame covered by 16-gauge metal meshing. Removable in 60 seconds without tools. 36" x 17" x 6-1/2"




PLOW
Steel blade, 5 swivel positions. Snow and light utility. Includes winch, 60" and 76" widths, available. (Available on all models)




TRACK KIT - MAX II AND BUFFALO
1" deep lugs provide extra traction for the heavier loads carried by the MAX IV and Buffalo Truck. Lowers ground pressure to nearly one PSI with full load. Includes wheel extensions, outer bearing cages and frame rail for extra axle support. Requires 21" Goodyear Hawkhide tires and solid axles.



TRACK KIT - MAX IV AND BUFFALO
1" deep lugs provide extra traction for the heavier loads carried by the MAX IV and Buffalo Truck. Lowers ground pressure to nearly one PSI with full load. Includes wheel extensions, outer bearing cages and frame rail for extra axle support. Requires 21" Goodyear Hawkhide tires and solid axles.



WINCH PACKAGE
Warn winch with 2,000 lb. capacity and roller fairlead, 50 ft. of cable. (All vehicles)



FRONT CARGO RACK MAX II ONLY
75 lb. capacity. Tubular steel, powder-coated black. Works with or without winch.

max II

TWO PASSENGER

Approx. 710 pounds (322 kilos)
1310 pounds (594 kilos) (includes passengers, cargo & accessories)
1210 pounds (549 kilos) (includes passengers, cargo & accessories)

86 inches (218 cm)
37 inches (94 cm)
56 inches (142 cm)
50 inches (127 cm)

2 persons
5 U.S. gallons (19 liters)
T-20 Skid Steer
530/520 O-ring*
1-1/4 inch heavy-duty steel (3,175 cm)
1000 lbs. (454 kilos)



max IV

FOUR PASSENGER

Approx. 805 pounds (365 kilos)
1605 pounds (728 kilos) (includes passengers, cargo & accessories)
1305 pounds (592 kilos) (includes passengers, cargo & accessories)

96 inches (244 cm)
42 inches (107 cm)
56 inches (142 cm)
58 inches (147 cm)

4 persons
5 U.S. gallons (19 liters)
T-20 Skid Steer
530 O-ring*
1-1/4 inch heavy-duty steel (3,175 cm)
1000 lbs. (454 kilos)



BUFFALO

ALL TERRAIN TRUCK

Approx. 1135 pounds (515 kilos)
2135 pounds (968 kilos) (includes passengers, cargo & accessories)
1635 pounds (742 kilos) (includes passengers, cargo & accessories)

99 inches (251 cm)
52 inches (132 cm)
57 inches (145 cm)
58 inches (147 cm)
51 inches long (135 cm),
53 inches wide (130 cm),
10 inches deep (25 cm)
5 U.S. gallons (19 liters)
T-20 Skid Steer
530/520 O-ring
1-1/4 inch heavy-duty steel (3,175 cm)
1000 lbs. (454 kilos)



*On most models. Recreatives Industries, Inc. reserves the right to change specifications or design of MAX without notice or obligation. Vehicles may be shown with optional equipment.

Your Local Max Dealer.



BUFFALO
ALL TERRAIN TRUCK


www.maxatvs.com

All Work and Play!

MAX

all-terrain-vehicles

Cover Territory Where Others Fear to Tread!



Recreatives Industries, Inc.

SIX-WHEEL DRIVE AND

Amphibious!

max II

Six driving wheels take you where others fear to tread. Swim across still ponds and streams, climb steep hills. Add tracks and you can go through really deep snow and the most forbidding swamps.

Standard: Headlights, taillights, forward and reverse gear, electric start, trailer hitch, steel chassis and an almost unbreakable high density polyethylene body.

max IV


It's only 10 inches longer than the MAX II, but its ingenious design allows you to carry four full-sized adults. Five gallon fuel tank gives up to nine hours of operating time. For maximum ground clearance, try the 26-inch tire option. Same standard features as the MAX II.

BUFFALO



Our versatile Buffalo Truck is a rugged utility vehicle that has room for two passengers plus

a heavy load carried in a dump bed measuring 53 inches long by 51 inches wide by 10 inches deep. The Line-X coated dump bed features a tailgate and a powered lift cylinder to raise and lower the bed. Like all our vehicles, the Buffalo truck skid-steers and is amphibious.



Add Tracks to any Max or Buffalo for Greater Versatility

Turn any MAX ATV into a tracked vehicle for use in extreme conditions such as deep snow, soft mud, and marsh. Fifteen-inch wide rubber tracks reduce ground pressure to less than one psi. Switch from tracks to tires as conditions warrant.

T-20 Skid Steer Transmission

The heart of the six-wheel drive ATV. Designed by Borg-Warner, manufactured by Recreatives Industries, Inc. More than 40,000 have been sold. Non-differential drive gives you true six-wheel drive.

T-20 Skid Steer Transmission

Recreatives Industries, Inc.

60 Depot St., Buffalo, NY 14206 • (716) 855-2226